
Tenth Report by the Minister for Finance on Freedom of Information

List of Statistical Charts and Tables

1. Summary tables and charts

Table 1.1: Breakdown of requests by sector, 2007

Chart 1.1: Breakdown of requests by sector, 2007

Table 1.2: Breakdown of requests by requester, 2007

Chart 1.2: Breakdown of requests by requester, 2007

Chart 1.3: FOI requests received for the period 21 April 1998* to 31 December 2007

Table 1.4: Breakdown of all requests by sector 21 April 1998 to 31 December 2007

Chart 1.4: Breakdown of all requests by sector 21 April 1998 to 31 December 2007

Table 1.5: Breakdown of all requests by Requester 21 April 1998 to 31 December 2007

Chart 1.5: Breakdown of all requests by Requester 21 April 1998 to 31 December 2007

2. Sector Tables

Table 2.1 Statistics for the Civil Service and certain other bodies, 2007

Table 2.2 Breakdown of type of requester, 2007

Table 2.3 Statistics for the Local Authorities, 2007

Table 2.4 Breakdown of type of requester, 2007

Table 2.5 Statistics for the Health Service Executive, 2007

Table 2.6 Breakdown of type of requester, 2006

Table 2.7 Statistics for the Voluntary Hospitals and Statutory Agencies, 2007

Table 2.8 Breakdown of type of requester, 2007

Table 2.9 Statistics for the National Federation of Voluntary Bodies, 2007

Table 2.10 Breakdown of type of requester, 2007

Table 2.11 Statistics for the Institutes of Technology, 2007

Table 2.12 Breakdown of type of requester, 2007

Table 2.13 Statistics for other Third Level Education Bodies, 2007

Table 2.14 Breakdown of type of requester, 2007

* The Freedom of Information Act, 1997 came into operation on 21 April 1998

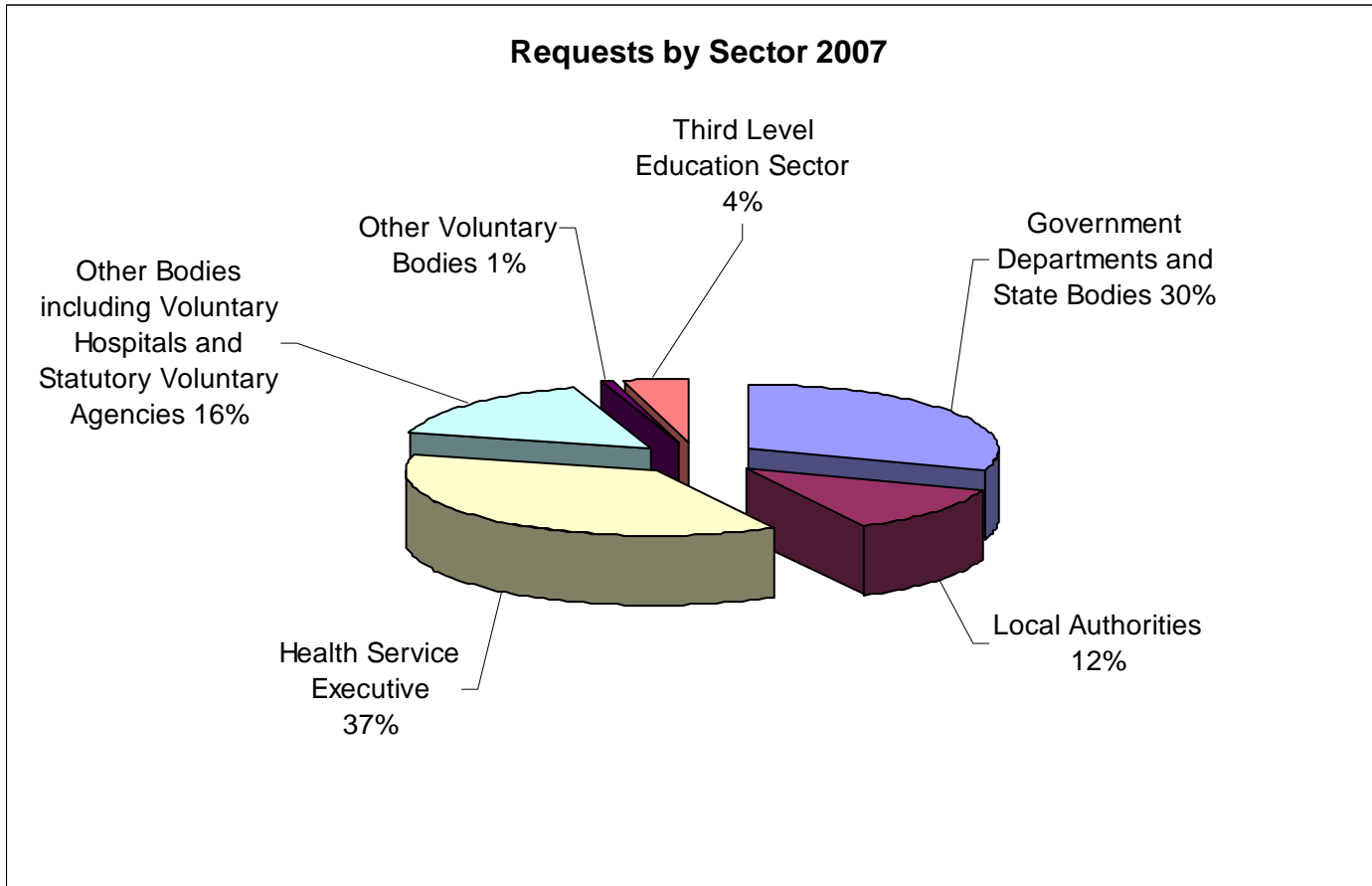
FOI Summary Statistics

Table 1.1: Breakdown of all requests by sector, 2007

Sector	Total	Applications Received			Requests Granted	Requests Part-granted	Requests Refused	Requests Transferred	Withdrawn	Withdrawn & handled outside FOI	Live Cases	Internal Reviews rec'd	Appeals to Info. Comm. *
		Personal	Non-Personal	Mixed									
Central Government and State bodies	3230	1805	1372	53	1216	950	594	98	240	160	1016	269	88
Local Authorities	1300	292	986	22	723	303	231	6	20	37	81	99	34
Health Service Executive	3,955	3,593	352	10	2,925	725	420	91	158	18	1,337	147	56
Other Bodies including Voluntary Hospitals and Statutory Voluntary Agencies	1,685	1,531	148	6	1,132	98	121	11	115	207	119	38	10
Other Voluntary Bodies (NFVB)	95	95	0	0	66	27	3	1	0	3	9	2	1
Third Level Education Bodies	439	242	186	11	261	108	38	3	13	27	15	37	16
Total	10,704	7,558	3,044	102	6,323	2,211	1,407	210	546	452	2,577	592	205

* As notified by Public Bodies

Chart 1.1: Breakdown of all requests by sector, 2007



FOI Summary Statistics

Table 1.2: Breakdown of all requests by requester, 2007

Sector	Journalists	Business / Interest Groups	Oireachtas / Public Representative	Staff	Clients	Others	Total
Central Government and State bodies	529	321	61	265	933	1121	3230
Local Authorities	60	213	4	24	304	695	1300
Health Service Executive	149	69	8	102	3564	63	3,955
Voluntary Hospitals and Health Agencies	75	33	0	30	1447	100	1685
Other Bodies	0	0	0	8	57	30	95
Third Level Education Sector	72	14	0	121	140	92	439
Total	885	650	73	550	6445	2101	10,704
Percentage	8%	6%	1%	5%	60%	20%	100%

Chart 1.2: Breakdown of all requests by requester, 2007

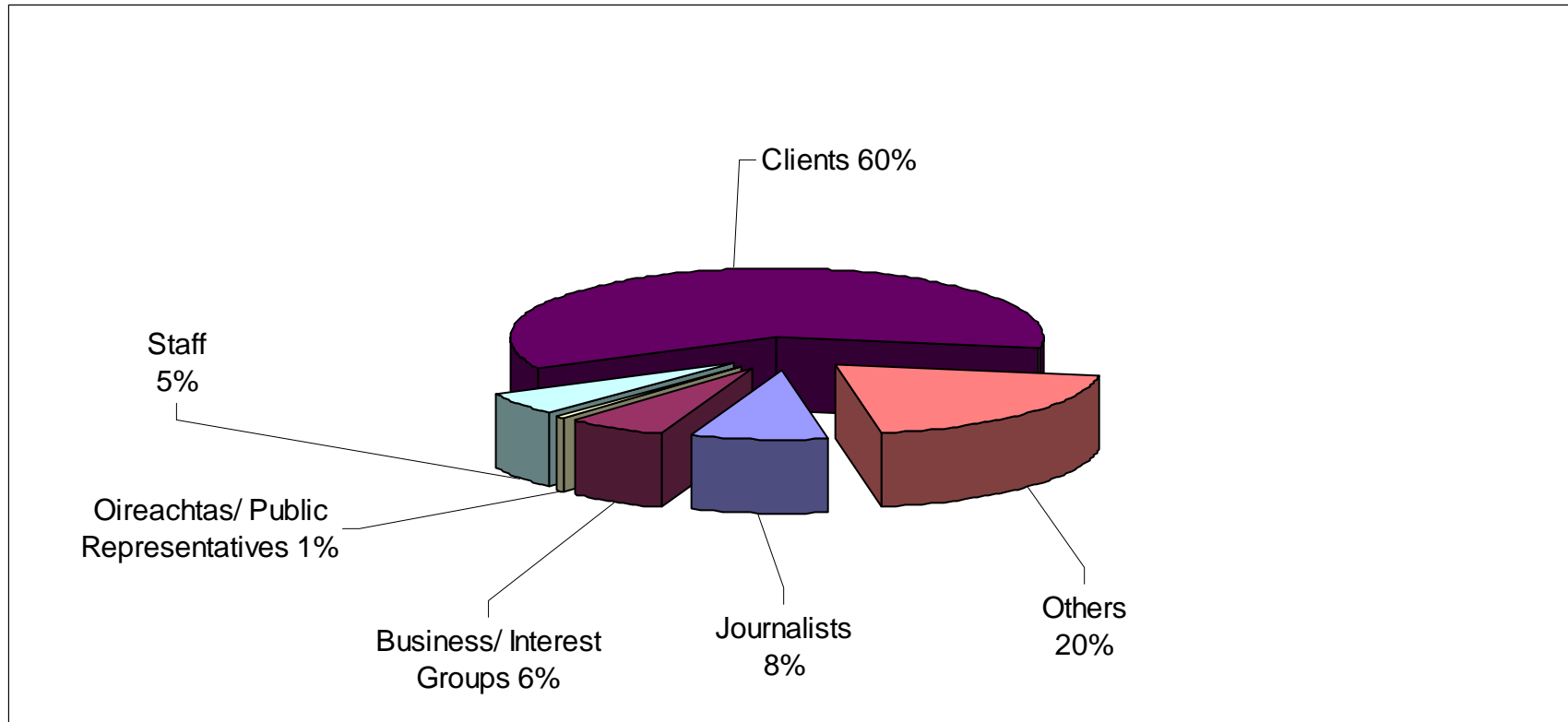
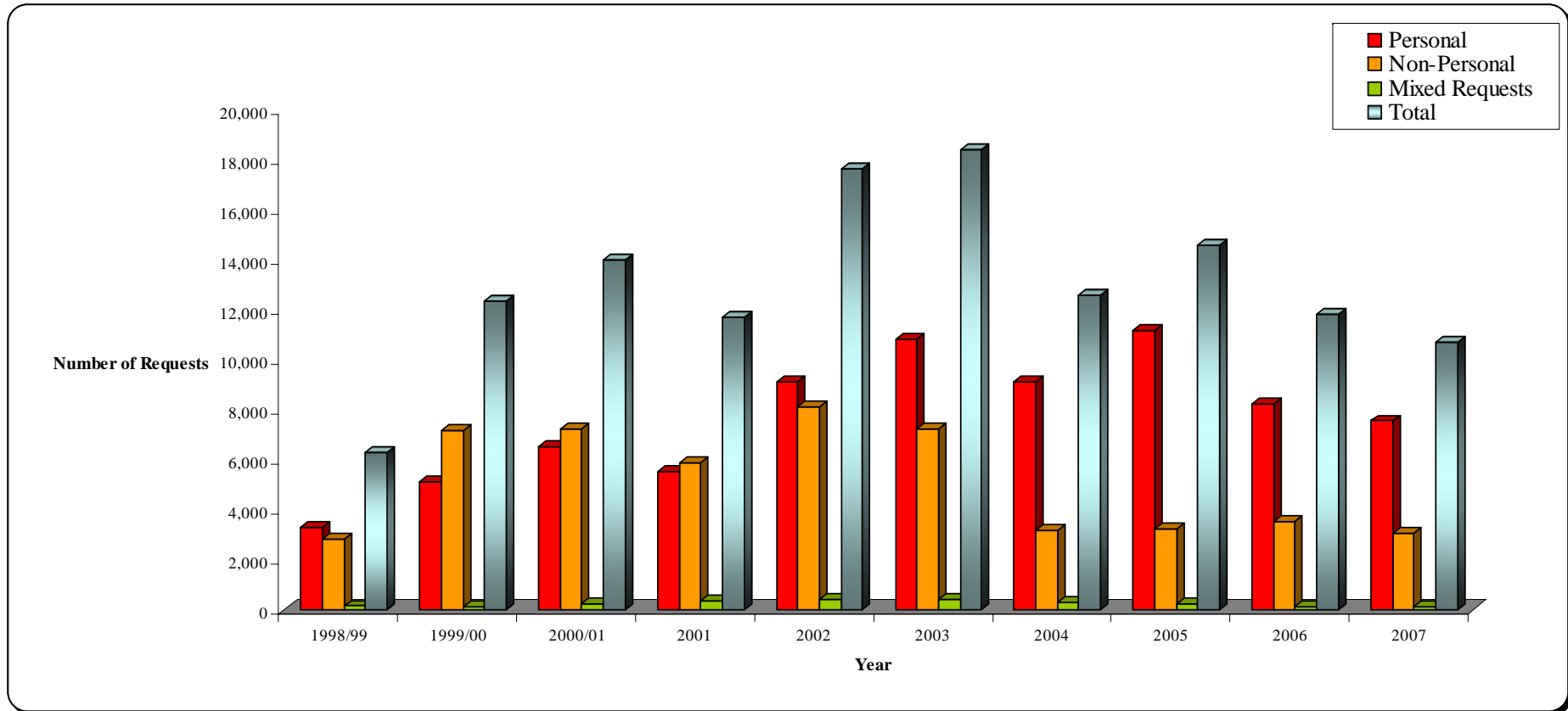


Chart 1.3: Total FOI requests received from 21 April 1998 to 31 December 2007

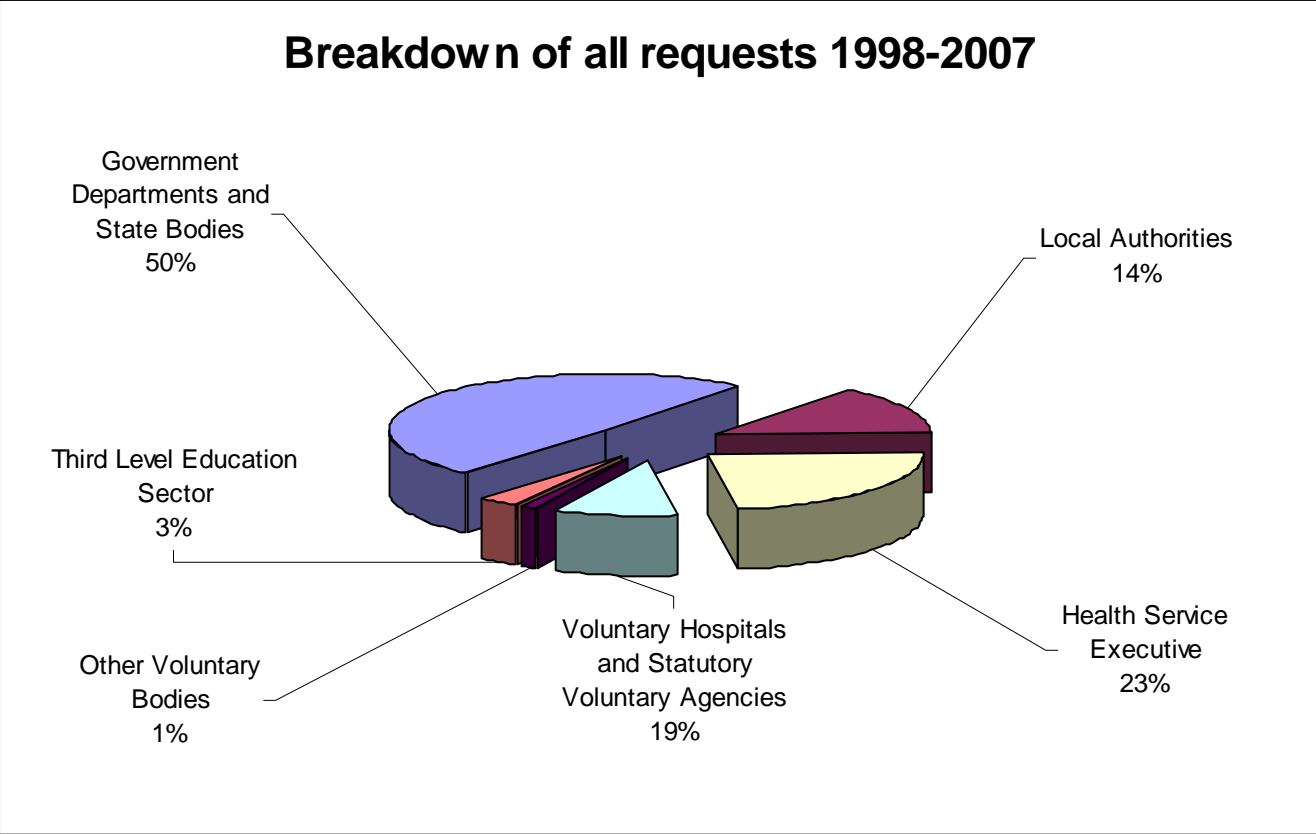


FOI Summary Statistics

Table 1.4: Breakdown of all requests by sector from 21 April 1998 to 31 December 2007

Sector	Total	Applications Received			Requests Granted	Requests Part-granted	Requests Refused	Requests Transferred	Withdrawn	Withdrawn & handled outside FOI	Internal Reviews rec'd	Appeals to Info. Comm.
		Personal	Non-Personal	Mixed								
Central Government and State bodies	64,274	33,585	29,261	1,428	21,004	18,898	12,202	1,493	1,702	5,566	5,414	2,266
Local Authorities	18,238	4,637	13,211	390	10,851	2,532	3,000	175	87	1,168	1,309	371
Health Service Executive	30,292	25,592	4,592	108	19,142	4,628	3,328	696	422	630	1,625	610
Other Bodies including Voluntary Hospitals and Statutory Voluntary Agencies	11,851	9,260	2,400	191	7,495	1,129	1,023	76	285	1,661	306	126
Other Voluntary Bodies	1,464	1,351	65	48	815	511	38	25	11	53	49	15
Third Level Education Bodies	4,031	2,066	1,849	116	2,219	835	414	4	23	366	448	192
Total	130,150	76,491	51,378	2,281	61,526	28,533	20,005	2,469	2,530	9,444	9,151	3,580

Chart 1.4: Breakdown of all requests by sector from 21 April 1998 to 31 December 2007

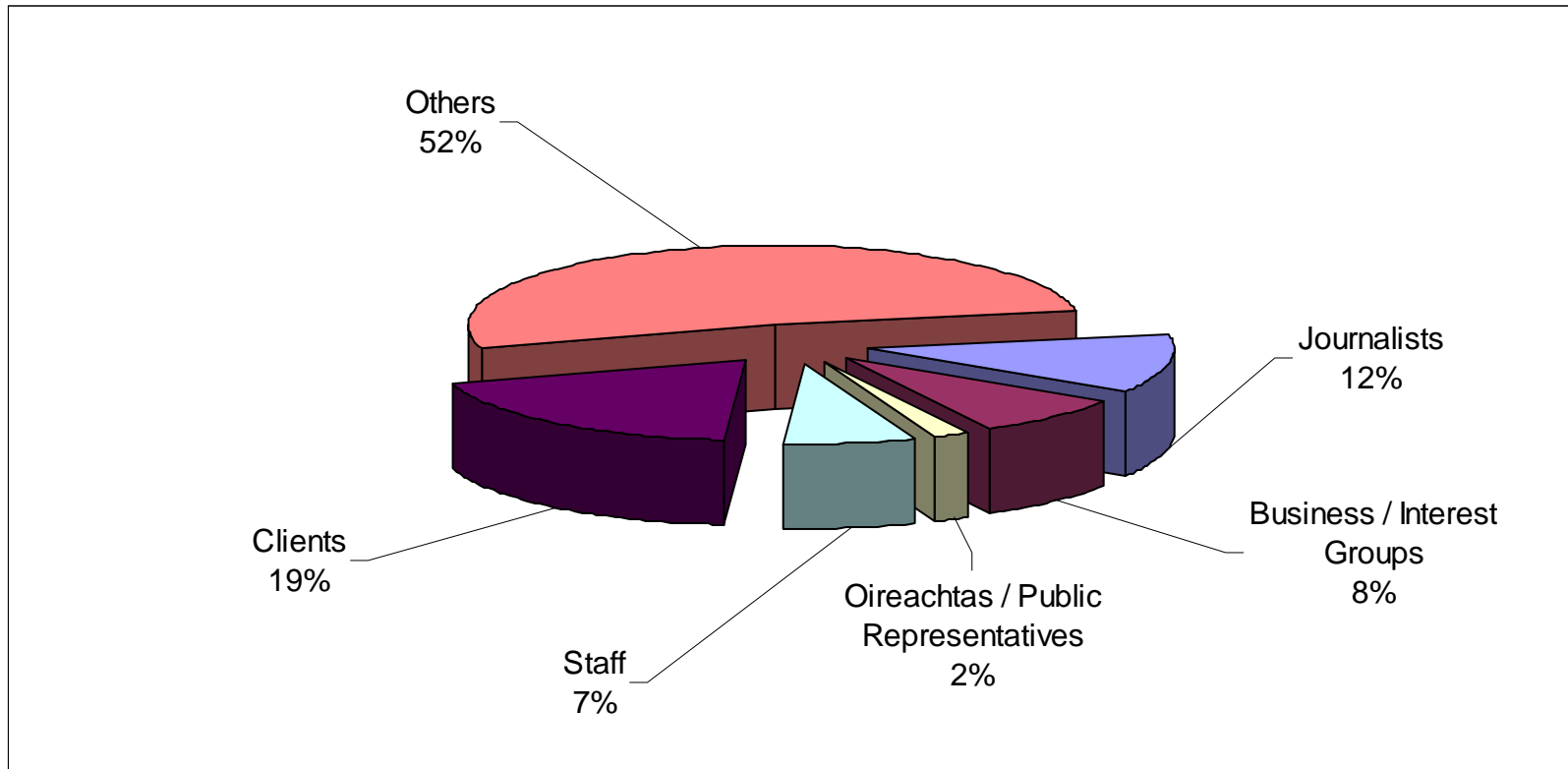


FOI Summary Statistics

Table 1.5: Breakdown of all requests by requester from 21 April 1998 to 31 December 2007

Sector	Journalists	Business / Interest Groups	Oireachtas / Public Representative	Staff	Clients	Others	Total
Central Government and State bodies	10,929	5,994	1,265	5,044	4,038	37,000	64,270
Local Authorities	1,546	2,977	523	784	891	11,518	18,239
Health Service Executive	1,435	1,290	160	1,337	13,455	12,615	30,292
Voluntary Hospitals and Health Agencies	1,466	365	133	314	4,975	4,887	12,140
Other Bodies	2	26	3	147	587	413	1,178
Third Level Education Sector	842	233	11	1,160	489	1,296	4,031
Total	16,220	10,885	2,095	8,786	24,435	67,729	130,150
Percentage	12%	8%	2%	7%	19%	52%	100%

Chart 1.5: Breakdown of all requests by requester from 21 April 1998 to 31 December 2007



¹ 'Others' category included 'clients' category up to January 2004

Table 2.1: FOI Statistics for the Civil Service and certain other bodies from 1 January 2007 to 31 December 2007

Department/ Office	Total		Applications Received			Requests Granted	Requests Part-granted	Requests Refused	Requests Transferred	Withdrawn	Withdrawn & handled outside FOI	Live Cases	Internal Reviews rec'd	Appeals to Info. Comm.
	Cases B/F from 2006	Recd. from 1st January 2007	Personal	Non-Personal	Mixed									
Agriculture & Food	67	156	97	59	0	49	32	33	5	6	14	84	31	12
- An Bord Bia	0	0	0	0	0	0	0	0	0	0	0	0	0	0
- The Irish National Stud Company Ltd.	0	0	0	0	0	0	0	0	0	0	0	0	0	0
- The National Milk Agency	0	0	0	0	0	0	0	0	0	0	0	0	0	0
- Teagasc	0	13	11	2	0	9	1	1	0	0	0	2	1	0
- The Veterinary Council	0	0	0	0	0	0	0	0	0	0	0	0	0	0
- The Horse Board	0	1	1	0	0	0	1	0	0	0	0	0	0	0
Arts, Sport & Tourism	4	38		38		12	18	4		1	4	3		
- Arts Council	2	13	4	9		6	3				6	0	1	1
- Failte Ireland	2	10	1	9		2	5	1		1	1	2	3	1
- Bord na gCon	0	4	1	3		1	1					2	1	1
- National Library of Ireland	0	7		7		1	6					0		
- National Museum of Ireland	0	6	1	5		4	1	1				0	0	0
- Campus & Stadium Ireland Development Ltd	0	0		0										
- Chester Beatty Library	0	0		0		0								

Table 2.1: FOI Statistics for the Civil Service and certain other bodies from 1 January 2007 to 31 December 2007

Department/ Office	Total		Applications Received			Requests Granted	Requests Part-granted	Requests Refused	Requests Transferred	Withdrawn	Withdrawn & handled outside FOI	Live Cases	Internal Reviews rec'd	Appeals to Info. Comm.
	Cases B/F from 2006	Recd. from 1st January 2007	Personal	Non-Personal	Mixed									
- Horse Racing Ireland	1	2		2			1			1	0	1	1	
- The Irish Film Board	0	2	1	1		1		1				0		
- The Irish Manuscripts Commission	0	0												
- The Irish Museum of Modern Art	1	1		1		2						0		
- Irish Sports Council	1	3		3	0	4						0		
- National Archives	0	1	1								1			
- The National Archives Advisory Council	0													
- The National Concert Hall	0													
- The National Gallery of Ireland	0	1		1		1								
Community, Rural & Gaeltacht Affairs	4	27	1	25	1	14	5	6	0	2	2	2	2	0
- Pobal	0	8	0	8	0	3	2	1	0	0	2	0	0	0
- Bord na Leabhair Gaeilge	0	0	0	0	0	0	0	0	0	0	0	0	0	0
- Comm. of Charitable Donations & Bequests	0	0	0	0	0	0	0	0	0	0	0	0	0	1
- An Coimisiún Logainmneacha	0	0	0	0	0	0	0	0	0	0	0	0	0	0

Table 2.1: FOI Statistics for the Civil Service and certain other bodies from 1 January 2007 to 31 December 2007

Department/ Office	Total		Applications Received			Requests Granted	Requests Part-granted	Requests Refused	Requests Transferred	Withdrawn	Withdrawn & handled outside FOI	Live Cases	Internal Reviews rec'd	Appeals to Info. Comm.
	Cases B/F from 2006	Recd. from 1st January 2007	Personal	Non-Personal	Mixed									
- National Drug Strategy Team	0	0	0	0	0	0	0	0	0	0	0	0	0	0
- Údarás na Gealtachta	0	12	0	12	0	1	8	0	0	3	0	0	0	0
- The Western Development Commission	0	0	0	0	0	0	0	0	0	0	0	0	0	0
- National Advisory Committee on Drugs	0	2	0	2	0	0	2	0	0	0	0	0	0	0
Central Statistics Office	0	7	7	0	0	1	2	2	0	1	1	0	0	0
Public Appointments Service	1	42	25	10	7	26	5	7	0	5	0	0	5	1
Communications, Marine & Natural Resources	19	67	4	63	0	20	20	22	9	4	1	10	11	9
- An Bord Iascaigh Mhara	0	1	0	1	0	0	0	0	0	0	0	1	0	0
- Broadcasting Commission of Ireland	2	24	0	24	0	6	16	0	0	1	0	3	0	0
- The Central Fisheries Board	1	5	0	4	1	2	0	1	0	0	0	3	0	0
- Commission for Energy Regulation	0	1	0	1	0	0	1	0	0	0	0	0	0	0
- Digital Hub Development Agency	0	1	0	1	0	0	0	1	0	0	0	0	0	0

Table 2.1: FOI Statistics for the Civil Service and certain other bodies from 1 January 2007 to 31 December 2007

Department/ Office	Total		Applications Received			Requests Granted	Requests Part-granted	Requests Refused	Requests Transferred	Withdrawn	Withdrawn & handled outside FOI	Live Cases	Internal Reviews rec'd	Appeals to Info. Comm.
	Cases B/F from 2006	Recd. from 1st January 2007	Personal	Non-Personal	Mixed									
- Commission for Communications Regulation	1	9	5	4	0	2	6	1	0	0	0	1	1	0
- The Eastern Regional Fisheries Board	0	6	5	1	0	6	0	0	0	0	0	0	0	0
- The Marine Institute	0	3	0	3	0	2	1	0	0	0	0	0	0	0
- The Northern Regional Fisheries Board	0	1	0	1	0	1	0	0	0	0	0	0	0	0
- The North Western Regional Fisheries Board	0	3	0	3	0	3	0	0	0	0	0	0	0	0
- RTE	0	33	5	27	1	12	11	7	0	1	2	0	5	2
- The Shannon Regional Fisheries Board	1	5	0	5	0	6	0	0	0	0	0	0	0	0
- The Southern Regional Fisheries Board	0	0	0	0	0	0	0	0	0	0	0	0	0	0
- The South Western Regional Fisheries Board	0	1	0	1	0	1	0	0	0	0	0	0	0	0
- TG4	0	0	0	0	0	0	0	0	0	0	0	0	0	0
- The Western Regional Fisheries Board	0	3	0	3	0	2	0	1	0	0	0	0	0	0
- Mining Board	0	0	0	0	0	0	0	0	0	0	0	0	0	0

Table 2.1: FOI Statistics for the Civil Service and certain other bodies from 1 January 2007 to 31 December 2007

Department/ Office	Total		Applications Received			Requests Granted	Requests Part-granted	Requests Refused	Requests Transferred	Withdrawn	Withdrawn & handled outside FOI	Live Cases	Internal Reviews rec'd	Appeals to Info. Comm.
	Cases B/F from 2006	Recd. from 1st January 2007	Personal	Non-Personal	Mixed									
- Aquaculture Licensing Appeals Board	0	0	0	0	0	0	0	0	0	0	0	0	0	0
Defence	2	28	9	19	0	14	3	0	8	3	0	2	0	0
- Army Pensions Board	0	0	0	0	0	0	0	0	0	0	0	0	0	0
- Coiste an Asgard	0	0	0	0	0	0	0	0	0	0	0	0	0	0
- The Civil Defence Board	0	0	0	0	0	0	0	0	0	0	0	0	0	0
Defence Forces	11	206	196	10		173	21	14		1	2	6	7	1
Education & Science	704	470	371	93	6	71	242	133	47	44	0	637	29	11
- An Chomhairle um Oideachas Gaeltachta agus Gaelscolaíochta	0	0	0	0	0	0	0	0	0	0	0	0	0	0
- Advisory Council for English Language Schools	0	1	0	1	0	0	0	0	0	0	1	0	0	0
- Dublin Institute for Advanced Studies	0	0	0	0	0	0	0	0	0	0	0	0	0	0
- Education Support Centres	0	7	5	2	0	3	1	3	0	0	0	0	2	1
- Further Education and Training Awards Council	0	0	0	0	0	0	0	0	0	0	0	0	0	0

Table 2.1: FOI Statistics for the Civil Service and certain other bodies from 1 January 2007 to 31 December 2007

Department/ Office	Total		Applications Received			Requests Granted	Requests Part-granted	Requests Refused	Requests Transferred	Withdrawn	Withdrawn & handled outside FOI	Live Cases	Internal Reviews rec'd	Appeals to Info. Comm.
	Cases B/F from 2006	Recd. from 1st January 2007	Personal	Non-Personal	Mixed									
- Gaisce – The President’s Award	0	0	0	0	0	0	0	0	0	0	0	0	0	0
- Higher Education and Training Awards Council	0	1	0	1	0	0	1	0	0	0	0	0	0	0
- Integrate Ireland Language and Training	0	1	1	0	0	1	0	0	0	0	0	0	0	0
-International Education Board of Ireland	0	0	0	0	0	0	0	0	0	0	0	0	0	0
- Irish Research Council for Science, Engineering and Technology	0	0	0	0	0	0	0	0	0	0	0	0	0	0
- Irish Research Council for the Humanities and Social Sciences	0	0	0	0	0	0	0	0	0	0	0	0	0	0
- Léargas – The Exchange Bureau	0	0	0	0	0	0	0	0	0	0	0	0	0	0
- National Centre for Guidance in Education	0	0	0	0	0	0	0	0	0	0	0	0	0	0
- National Centre for Technology in Education	0	0	0	0	0	0	0	0	0	0	0	0	0	0
- National College of Ireland	0	1	0	1	0	1	0	0	0	0	0	0	0	0
-National Council for Curriculum and Assessment	0	0	0	0	0	0	0	0	0	0	0	0	0	0
- National Council for Special Education	4	4	4	0	0	6	0	0	0	0	0	2	0	0
- National Educational Welfare Board	1	7	6	1	0	4	2	2	0	0	0	0	1	0

Table 2.1: FOI Statistics for the Civil Service and certain other bodies from 1 January 2007 to 31 December 2007

Department/ Office	Total		Applications Received			Requests Granted	Requests Part-granted	Requests Refused	Requests Transferred	Withdrawn	Withdrawn & handled outside FOI	Live Cases	Internal Reviews rec'd	Appeals to Info. Comm.
	Cases B/F from 2006	Recd. from 1st January 2007	Personal	Non-Personal	Mixed									
- National Qualifications Authority of Ireland	0	0	0	0	0	0	0	0	0	0	0	0	0	0
- National University of Ireland	0	0	0	0	0	0	0	0	0	0	0	0	0	0
- Royal Irish Academy	0	0	0	0	0	0	0	0	0	0	0	0	0	0
-Royal Irish Academy of Music	0	0	0	0	0	0	0	0	0	0	0	0	0	0
- Teaching Council	0	2	0	2	0	0	1	0	0	0	1	0	1	0
Enterprise, Trade & Employment	2	57	11	46	0	8	22	9	0	6	13	1		
- Companies Registration Office	1	3	0	3	0	3	0	0	0	0	0	1	0	0
- Competition Authority	0	5	5			3		2				0	2	
- ESF Financial Control Unit		0												
- Company Law Review Group		0												
- Carlow CEB	0	0	0	0	0	0	0	0	0	0	0		0	0
- Cavan CEB	0	0	0	0	0	0	0	0	0	0	0		0	0

Table 2.1: FOI Statistics for the Civil Service and certain other bodies from 1 January 2007 to 31 December 2007

Department/ Office	Total		Applications Received			Requests Granted	Requests Part-granted	Requests Refused	Requests Transferred	Withdrawn	Withdrawn & handled outside FOI	Live Cases	Internal Reviews rec'd	Appeals to Info. Comm.
	Cases B/F from 2006	Recd. from 1st January 2007	Personal	Non-Personal	Mixed									
- Clare CEB	0	0	0	0	0	0	0	0	0	0	0		0	0
- Cork City CEB	0	0	0	0	0	0	0	0	0	0	0		0	0
- North Cork CEB	0	0	0	0	0	0	0	0	0	0	0		0	0
- South Cork CEB	0	0	0	0	0	0	0	0	0	0	0		0	0
- West Cork CEB	0	0	0	0	0	0	0	0	0	0	0		0	0
- Donegal CEB	0	0	0	0	0	0	0	0	0	0	0		0	0
- Dublin City CEB	0	0	0	0	0	0	0	0	0	0	0		0	0
- Dun Laoghaire Rathdown CEB	0	0	0	0	0	0	0	0	0	0	0		0	0
- Fingal CEB	0	0	0	0	0	0	0	0	0	0	0		0	0
- Galway City & County EB	0	0	0	0	0	0	0	0	0	0	0		0	0
- Kerry CEB	0	0	0	0	0	0	0	0	0	0	0		0	0
- Kildare CEB	0	0	0	0	0	0	0	0	0	0	0		0	0

Table 2.1: FOI Statistics for the Civil Service and certain other bodies from 1 January 2007 to 31 December 2007

Department/ Office	Total		Applications Received			Requests Granted	Requests Part-granted	Requests Refused	Requests Transferred	Withdrawn	Withdrawn & handled outside FOI	Live Cases	Internal Reviews rec'd	Appeals to Info. Comm.
	Cases B/F from 2006	Recd. from 1st January 2007	Personal	Non-Personal	Mixed									
- Kilkenny CEB	0	0	0	0	0	0	0	0	0	0	0		0	0
- Laois CEB	0	0	0	0	0	0	0	0	0	0	0		0	0
- Leitrim CEB	0	1	0	1	0	0	1	0	0	0	0	0	1	0
- Limerick City EB	0	0	0	0	0	0	0	0	0	0	0		0	0
- Limerick CEB	0	0	0	0	0	0	0	0	0	0	0		0	0
- Longford CEB	0	0	0	0	0	0	0	0	0	0	0		0	0
- Louth CEB	0	0	0	0	0	0	0	0	0	0	0		0	0
- Mayo CEB	0	0	0	0	0	0	0	0	0	0	0		0	0
- Meath CEB	0	0	0	0	0	0	0	0	0	0	0		0	0
- Monaghan CEB	0	0	0	0	0	0	0	0	0	0	0		0	0
- Offaly CEB	0	0	0	0	0	0	0	0	0	0	0		0	0
- Roscommon CEB	0	0	0	0	0	0	0	0	0	0	0		0	0

Table 2.1: FOI Statistics for the Civil Service and certain other bodies from 1 January 2007 to 31 December 2007

Department/ Office	Total		Applications Received			Requests Granted	Requests Part-granted	Requests Refused	Requests Transferred	Withdrawn	Withdrawn & handled outside FOI	Live Cases	Internal Reviews rec'd	Appeals to Info. Comm.
	Cases B/F from 2006	Recd. from 1st January 2007	Personal	Non-Personal	Mixed									
- Sligo CEB	0	0	0	0	0	0	0	0	0	0	0		0	0
- South Dublin CEB	0	1	1	0	0	0	0	1	0	0	0		0	0
- Tipperary NR CEB	0	0	0	0	0	0	0	0	0	0	0		0	0
- Tipperary SR CEB	0	0	0	0	0	0	0	0	0	0	0		0	0
- Waterford City EB	0	0	0	0	0	0	0	0	0	0	0		0	0
- Waterford CEB	0	0	0	0	0	0	0	0	0	0	0		0	0
- Westmeath CEB	0	0	0	0	0	0	0	0	0	0	0		0	0
- Wexford CEB	0	0	0	0	0	0	0	0	0	0	0		0	0
- Wicklow CEB	0	1	0	1	0	0	0	0	0	0	0	1	0	0
- Enterprise Ireland	0	2	0	2	0	0	0	0	0	0	2	0	0	0
- FÁS	2	23	12	9	2	9	16	0	0	0	0	0	6	0
- Forfás	0	2	0	2	0	0	2	0	0	0	0	0	0	0
- Health and Safety Authority	1	35	1	14	20	0	9	15	0	8	3	1	0	0
- IDA Ireland	0	11	0	11	0	1	5	4	0	1	0	0	3	2

Table 2.1: FOI Statistics for the Civil Service and certain other bodies from 1 January 2007 to 31 December 2007

Department/ Office	Total		Applications Received			Requests Granted	Requests Part-granted	Requests Refused	Requests Transferred	Withdrawn	Withdrawn & handled outside FOI	Live Cases	Internal Reviews rec'd	Appeals to Info. Comm.
	Cases B/F from 2006	Recd. from 1st January 2007	Personal	Non-Personal	Mixed									
- Labour Relations Commission	0	2	1	0	1	0	0	1	0	0	1	0	0	0
- National Standards Authority of Ireland	1	0	0	0	0	0	1	0	0	0	0	0	0	0
- Off. Director of Corp. Enforcement	0	0	0	0	0	0	0	0	0	0	0	0	0	0
- Shannon Development	0	3	0	3	0	2	1	0	0	0	0	0	0	1
- Science Foundation Ireland	0	2	0	2	0	1	1	0	0	0	0	0	0	0
- Crafts Council of Ireland	0	0	0	0	0	0	0	0	0	0	0	0	0	0
- Skillnets Limited	0	0	0	0	0	0	0	0	0	0	0	0	0	0
- Patents Office		0												
- Registry of Friendly Societies		0												
- Office of Director of Consumer Affairs		0												
Environment, Heritage & Local Government	12	99	11	88	0	27	24	16	9	11	8	16	9	0
- Affordable Homes Partnership (AHP)		2	0	2	0	0	2	0	0	0	0	0	1	0
- An Bord Pleanála	2	11	1	10	0	1	3	8	0	0	1	0	1	1
- An Comhairle Leabharlanna		0	0	0	0	0	0	0	0	0	0	0	0	0

Table 2.1: FOI Statistics for the Civil Service and certain other bodies from 1 January 2007 to 31 December 2007

Department/ Office	Total		Applications Received			Requests Granted	Requests Part-granted	Requests Refused	Requests Transferred	Withdrawn	Withdrawn & handled outside FOI	Live Cases	Internal Reviews rec'd	Appeals to Info. Comm.
	Cases B/F from 2006	Recd. from 1st January 2007	Personal	Non-Personal	Mixed									
- Building Regulations Advisory Body		0	0	0	0	0	0	0	0	0	0	0	0	0
- Dublin Docklands Development Authority		8	0	8	0	1	4	3	0	0	0	0	0	0
- Environmental Protection Agency	2	14	1	13	0	5	5	6	0	0	0	0	0	1
- Fire Services Council		0	0	0	0	0	0	0	0	0	0	0	0	0
- The Heritage Council		0	0	0	0	0	0	0	0	0	0	0	0	0
- The Housing Finance Agency		0	0	0	0	0	0	0	0	0	0	0	0	0
- Irish Water Safety		0	0	0	0	0	0	0	0	0	0	0	0	0
- Local Govt Computer Services Board		3	0	3	0	1	0	1	0	1	0	0	0	1
- Local Govt Management Services Board		0	0	0	0	0	0	0	0	0	0	0	0	0
- Met Éireann		0	0	0	0	0	0	0	0	0	0	0	0	0
- National Building Agency		1	0	1	0	1	0	0	0	0	0	0	0	0
- Performance Verification Group – Local Govt Sector		0	0	0	0	0	0	0	0	0	0	0	0	0

Table 2.1: FOI Statistics for the Civil Service and certain other bodies from 1 January 2007 to 31 December 2007

Department/ Office	Total		Applications Received			Requests Granted	Requests Part-granted	Requests Refused	Requests Transferred	Withdrawn	Withdrawn & handled outside FOI	Live Cases	Internal Reviews rec'd	Appeals to Info. Comm.
	Cases B/F from 2006	Recd. from 1st January 2007	Personal	Non-Personal	Mixed									
- Radiological Protection Institute of Ireland		0	0	0	0	0	0	0	0	0	0	0	0	0
- The Rent Tribunal		0	0	0	0	0	0	0	0	0	0	0	0	0
Finance	7	64	8	56	0	12	27	8	3	5	7	9	5	2
- Chief Medical Officer for the Civil Service	1	65	65	0	0	61	0	0	0	3	0	2	0	0
- Valuation Office (Oifig Luachála)	0	2	0	2	0	0	2	0	0	0	0	0	1	0
- National Development Plan Information Office	0	0	0	0	0	0	0	0	0	0	0	0	0	0
- National Development Plan Information Technology Unit	0	0	0	0	0	0	0	0	0	0	0	0	0	0
- State Laboratory	0	1	1	0	0	0	0	1	0	0	0	0	0	0
- Ordnance Survey Irl	0	3	1	2	0	0	1	0	0	0	1	1	1	1

Table 2.1: FOI Statistics for the Civil Service and certain other bodies from 1 January 2007 to 31 December 2007

Department/ Office	Total		Applications Received			Requests Granted	Requests Part-granted	Requests Refused	Requests Transferred	Withdrawn	Withdrawn & handled outside FOI	Live Cases	Internal Reviews rec'd	Appeals to Info. Comm.
	Cases B/F from 2006	Recd. from 1st January 2007	Personal	Non-Personal	Mixed									
- Valuation Tribunal	0	0	0	0	0	0	0	0	0	0	0	0	0	0
Foreign Affairs	2	43	11	31	1	16	11	8	0	8	0	2	7	2
- Agency for Personal Service Overseas	0	0	0	0	0	0	0	0	0	0	0	0	0	0
Health & Children	56	147	41	106	0	35	35	39	14	33	2	45	6	2
- Blood Transfusion Service Board	2	12	10	2	0	9	3	1	0	0	0	1	0	0
- Irish Medicines Board	0	19	4	15	0	5	5	4	0	0	4	1	2	1
Justice	81	445	331	111	3	143	131	87	0	19	37	109	64	21
- Censorship of Publications Board	0	0	0	0	0	0	0	0	0	0	0	0	0	0
- The Court Service	1	19	0	19	0	9	3	2	0	1	2	3	1	0
- Equality Authority	0	2	1	1	0	1	1	0	0	0	0	0	1	0
- Film Censor's Office	0	0	0	0	0	0	0	0	0	0	0	0	0	0
- Legal Aid Board	0	9	8	1	0	4	1	2	0	1	0	1	5	1

Table 2.1: FOI Statistics for the Civil Service and certain other bodies from 1 January 2007 to 31 December 2007

Department/ Office	Total		Applications Received			Requests Granted	Requests Part-granted	Requests Refused	Requests Transferred	Withdrawn	Withdrawn & handled outside FOI	Live Cases	Internal Reviews rec'd	Appeals to Info. Comm.
	Cases B/F from 2006	Recd. from 1st January 2007	Personal	Non-Personal	Mixed									
- National Consultative Committee on Racism & Interculturalism	0	0	0	0	0	0	0	0	0	0	0	0	0	0
- National Disability Authority	1	2	0	2	0	1	0	0	0	0	1	1	0	0
- Performance Verification Group	0	0	0	0	0	0	0	0	0	0	0	0	0	0
- Probation and Welfare Service	0	13	12	1	0	6	5	1	0	0	1	0	0	0
- Victim Support	0	0	0	0	0	0	0	0	0	0	0	0	0	0
- Human Rights Commission	0	0	0	0	0	0	0	0	0	0	0	0	0	0
- Criminal Injuries Comp. Tribunal	0	2	1	1	0	1	1	0	0	0	0	0	0	0
- Irish Film Censor's Appeal Board	0	0	0	0	0	0	0	0	0	0	0	0	0	0
- Censorship of Publications Appeals	0	0	0	0	0	0	0	0	0	0	0	0	0	0
- Registration of Title Rules Committee	0	0	0	0	0	0	0	0	0	0	0	0	0	0
Office of the Appeals Commissioner for the Tax Acts	0	2	0	2	0	1	0	0	0	0	0	1	0	0
Office of the Attorney General	0	1	1	0	0	0	0	1	0	0	0	0	0	0
- Office of the Chief State Solicitor	0	0	0	0	0	0	0	0	0	0	0	0	0	0

Table 2.1: FOI Statistics for the Civil Service and certain other bodies from 1 January 2007 to 31 December 2007

Department/ Office	Total		Applications Received			Requests Granted	Requests Part-granted	Requests Refused	Requests Transferred	Withdrawn	Withdrawn & handled outside FOI	Live Cases	Internal Reviews rec'd	Appeals to Info. Comm.
	Cases B/F from 2006	Recd. from 1st January 2007	Personal	Non-Personal	Mixed									
Office of the C. & A. G.	0	1	0	1	0	0	0	1	0	0	0	0	1	1
Office of Director of Public Prosecutions		16	14	2	0	2	0	14	0	0	0	0	2	1
Office of Houses of Oireachtas	1	12	1	11	0	6	4	2	0	0	0	1	0	0
Office of the Information Commissioner	1	35	17	15	3	0	3	1	0	32	0	0	2	0
Office of the Ombudsman	0	2	2	0	0	0	1	1	0	0	0		2	0
- Standards in Public Office Commission	0	0	0	0	0	0	0	0	0	0	0		0	0
Office of Public Works	2	26	1	22	3	13	9	3	1		1	1		
Revenue Commissioners	8	117	67	50		25	40	15	1	5	31	8	11	1
Social & Family Affairs	12	370	342	26	2	233	83	41	0	11	1	13	15	1
- The Combat Poverty Agency	0	1	0	1	0	0	0	0	0	0	1	0	0	0
- Citizens Information Board (Comhairle)	0	1	1	0	0	1	0	0	0	0	0	0	0	0
- Family Support Agency	0	1	1	0	0	1	0	0	0	0	0	0	0	0
- The Pensions Board	1	2	0	1	1	1	1	0	0	1	0	0	1	1

Table 2.1: FOI Statistics for the Civil Service and certain other bodies from 1 January 2007 to 31 December 2007

Department/ Office	Total		Applications Received			Requests Granted	Requests Part-granted	Requests Refused	Requests Transferred	Withdrawn	Withdrawn & handled outside FOI	Live Cases	Internal Reviews rec'd	Appeals to Info. Comm.
	Cases B/F from 2006	Recd. from 1st January 2007	Personal	Non-Personal	Mixed									
-Pensions Ombudsman's Office	0	0	0	0	0	0	0	0	0	0	0	0	0	0
- Social Welfare Appeals Office	0	51	50	1	0	35	15	1	0	0	0	0	3	0
- Social Welfare Tribunal	0	0	0	0	0	0	0	0	0	0	0	0	0	0
Department of the Taoiseach	1	71	1	70	0	22	15	24	0	2	0	9	0	0
- Information Society Commission	0	0	0	0	0	0	0	0	0	0	0	0	0	0
- National Centre for Partnership & Performance	0	0	0	0	0	0	0	0	0	0	0	0	0	0
- National Economic & Social Council	0	0	0	0	0	0	0	0	0	0	0	0	0	0
- National Economic & Social Forum	0	0	0	0	0	0	0	0	0	0	0	0	0	0
- National Statistics Board	0	0	0	0	0	0	0	0	0	0	0	0	0	0
Department of Transport	12	91	5	86	0	11	28	23	0	14	2	25	12	6
- Commission for Aviation Regulation		0												
- Commission for Taxi Regulation	0	4	2	2	0	2	0	2	0	0	0	0	0	0
- The Dublin Transportation Office		0												

Table 2.1: FOI Statistics for the Civil Service and certain other bodies from 1 January 2007 to 31 December 2007

Department/ Office	Total		Applications Received			Requests Granted	Requests Part-granted	Requests Refused	Requests Transferred	Withdrawn	Withdrawn & handled outside FOI	Live Cases	Internal Reviews rec'd	Appeals to Info. Comm.
	Cases B/F from 2006	Recd. from 1st January 2007	Personal	Non-Personal	Mixed									
- The National Roads Authority	1	26	0	26	0	15	3	2	0	2	3	2	1	0
- National Safety Council		0												
- The Railway Procurement Agency	0	15	0	15	0	6	7	0	0	2	0	0	1	0
- Marine Casualty Investigation Board	0	1	0	1	0	0	0	1	0	0		0	0	0
- Medical Bureau of Road Safety		0												
Food Safety Authority of Ireland	2	3	0	2	1	3	0	1	1	0	0	0	0	0
TOTALS	1044	3230	1805	1372	53	1216	950	594	98	240	160	1016	269	88

**Table 2.2: FOI Statistics for the Civil Service and certain other bodies
Breakdown of Type of Requester from 1 January 2007 to 31 December 2007**

Department	Journalists	Business / Interest Groups	Oireachtas / Public Representative	Staff	Clients	Others	Total
Agriculture & Food	8	0	2	20	89	37	156
- An Bord Bia	0	0	0	0	0	0	0
- The Irish National Stud Company Ltd.	0	0	0	0	0	0	0
- The National Milk Agency	0	0	0	0	0	0	0
- Teagasc	0	1	0	11	1	0	13
- The Veterinary Council	0	0	0	0	0	0	0
- The Horse Board	0	0	0	0	1	0	1
Arts, Sport & Tourism	16	10	1			11	38
- Arts Council	3		6			4	13
- Failte Ireland		1		1		8	10
- Bord na gCon						4	4
- National Library of Ireland	1					6	7
- National Museum of Ireland	5					1	6
- Campus & Stadium Ireland Development Ltd							0
- Chester Beatty Library							0
- Horse Racing Ireland		2					2
- The Irish Film Board	1				1		2
- The Irish Manuscripts Commission							0

**Table 2.2: FOI Statistics for the Civil Service and certain other bodies
Breakdown of Type of Requester from 1 January 2007 to 31 December 2007**

Department	Journalists	Business / Interest Groups	Oireachtas / Public Representative	Staff	Clients	Others	Total
- The Irish Museum of Modern Art	1						1
- Irish Sports Council						3	3
- National Archives						1	1
- The National Archives Advisory Council							0
- The National Concert Hall							0
- The National Gallery of Ireland	1						1
Community, Rural & Gaeltacht Affairs	13	4	1	0	0	9	27
- Pobal	0	6	0	0	0	2	8
- Bord na Leabhair Gaeilge	0	0	0	0	0	0	0
- Comm. of Charitable Donations & Bequests	0	0	0	0	0	0	0
- An Coimisiún Logainmneacha	0	0	0	0	0	0	0
- National Drug Strategy Team	0	0	0	0	0	0	0
- Údarás na Gealtachta	7	1	0	0	4	0	12
- The Western Development Commission							0
- National Advisory Committee on Drugs	2	0	0	0	0	0	2
Central Statistics Office						7	7
Public Appointments Service					42		42
Communications, Marine & Natural Resources	8	35	0	3	2	19	67
- An Bord Iascaigh Mhara	0	1	0	0	0	0	1

**Table 2.2: FOI Statistics for the Civil Service and certain other bodies
Breakdown of Type of Requester from 1 January 2007 to 31 December 2007**

Department	Journalists	Business / Interest Groups	Oireachtas / Public Representative	Staff	Clients	Others	Total
- Broadcasting Commission of Ireland	14	8	0	0	0	2	24
- The Central Fisheries Board	0	0	0	0	3	2	5
- Commission for Energy Regulation	0	1	0	0	0	0	1
- Digital Hub Development Agency	0	0	0	0	0	1	1
- Commission for Communications Regulation	0	3	0	0	0	6	9
- The Eastern Regional Fisheries Board	0	0	0	0	5	1	6
- The Marine Institute	0	2	0	0	0	1	3
- The Northern Regional Fisheries Board	0	0	0	0	1	0	1
- The North Western Regional Fisheries Board	0	0	0	0	1	2	3
- RTE	21	3	0	6	0	3	33
- The Shannon Regional Fisheries Board	0	0	0	0	3	2	5
- The Southern Regional Fisheries Board	0	0	0	0	0	0	0
- The South Western Regional Fisheries Board	0	0	0	0	0	1	1
- TG4	0	0	0	0	0	0	0
- The Western Regional Fisheries Board	0	0	0	0	3	0	3
- The Mining Board	0	0	0	0	0	0	0
- Aquaculture Licensing Appeals Board	0	0	0	0	0	0	0
Defence	13	1	1	7	0	6	28
- Army Pensions Board	0	0	0	0	0	0	0

**Table 2.2: FOI Statistics for the Civil Service and certain other bodies
Breakdown of Type of Requester from 1 January 2007 to 31 December 2007**

Department	Journalists	Business / Interest Groups	Oireachtas / Public Representative	Staff	Clients	Others	Total
- Coiste an Asgard	0	0	0	0	0	0	0
- The Civil Defence Board	0	0	0	0	0	0	0
Defence Forces	2	2		68		134	206
Education & Science	26	2	8	1	0	433	470
- An Chomhairle um Oideachas Gaeltachta agus Gaelscolaíochta	0	0	0	0	0	0	0
- Advisory Council for English Language Schools	0	1	0	0	0	0	1
- Dublin Institute for Advanced Studies	0	0	0	0	0	0	0
- Education Support Centres	0	1	4	0	0	2	7
- Further Education and Training Awards Council	0	0	0	0	0	0	0
- Gaisce - The President's Award	0	0	0	0	0	0	0
- Higher Education and Training Awards Council	1	0	0	0	0	0	1
- Integrate Ireland Language and Training	0	0	0	1	0	0	1
- International Education Board of Ireland	0	0	0	0	0	0	0
- Irish Research Council for Science, Engineering and Technology	0	0	0	0	0	0	0
- Irish Research Council for the Humanities and Social Sciences	0	0	0	0	0	0	0
- Léargas – The Exchange Bureau	0	0	0	0	0	0	0
- National Centre for Guidance in Education	0	0	0	0	0	0	0
- National Centre for Technology in Education	0	0	0	0	0	0	0
- National College of Ireland	1	0	0	0	0	0	1
- National Council for Curriculum and Assessment	0	0	0	0	0	0	0
- National Council for Special Education	0	0	0	0	4	0	4
- National Educational Welfare Board	1	0	0	2	4	0	7
- National Qualifications Authority of Ireland	0	0	0	0	0	0	0
- National University of Ireland	0	0	0	0	0	0	0

**Table 2.2: FOI Statistics for the Civil Service and certain other bodies
Breakdown of Type of Requester from 1 January 2007 to 31 December 2007**

Department	Journalists	Business / Interest Groups	Oireachtas / Public Representative	Staff	Clients	Others	Total
- Royal Irish Academy	0	0	0	0	0	0	0
- Royal Irish Academy of Music	0	0	0	0	0	0	0
- Teaching Council	1	0	0	0	0	1	2
Enterprise, Trade & Employment	19	14	3	6	2	27	71
- Companies Registration Office	0	2	0	0	0	1	3
- Competition Authority		5					5
- ESF Financial Control Unit							0
- Company Law Review Group							0
- Carlow CEB	0	0	0	0	0	0	0
- Cavan CEB	0	0	0	0	0	0	0
- Clare CEB	0	0	0	0	0	0	0
- Cork City CEB	0	0	0	0	0	0	0
- North Cork CEB	0	0	0	0	0	0	0
- South Cork CEB	0	0	0	0	0	0	0
- West Cork CEB	0	0	0	0	0	0	0
- Donegal CEB	0	0	0	0	0	0	0
- Dublin City EB	0	0	0	0	0	0	0
- Dun Laoghaire Rathdown CEB	0	0	0	0	0	0	0
- Fingal CEB	0	0	0	0	0	0	0

**Table 2.2: FOI Statistics for the Civil Service and certain other bodies
Breakdown of Type of Requester from 1 January 2007 to 31 December 2007**

Department	Journalists	Business / Interest Groups	Oireachtas / Public Representative	Staff	Clients	Others	Total
- Galway City & County EB	0	0	0	0	0	0	0
- Kerry CEB	0	0	0	0	0	0	0
- Kildare CEB	0	0	0	0	0	0	0
- Kilkenny CEB	0	0	0	0	0	0	0
- Laois CEB	0	0	0	0	0	0	0
- Leitrim CEB	0	0	0	0	0	1	1
- Limerick City EB	0	0	0	0	0	0	0
- Limerick CEB	0	0	0	0	0	0	0
- Longford CEB	0	0	0	0	0	0	0
- Louth CEB	0	0	0	0	0	0	0
- Mayo CEB	0	0	0	0	0	0	0
- Meath CEB	0	0	0	0	0	0	0
- Monaghan CEB	0	0	0	0	0	0	0
- Offaly CEB	0	0	0	0	0	0	0
- Roscommon CEB	0	0	0	0	0	0	0
- Sligo CEB	0	0	0	0	0	0	0
- South Dublin CEB	0	0	0	0	0	1	1
- Tipperary NR CEB	0	0	0	0	0	0	0
- Tipperary SR CEB	0	0	0	0	0	0	0
- Waterford City EB	0	0	0	0	0	0	0
- Waterford CEB	0	0	0	0	0	0	0
- Westmeath CEB	0	0	0	0	0	0	0

**Table 2.2: FOI Statistics for the Civil Service and certain other bodies
Breakdown of Type of Requester from 1 January 2007 to 31 December 2007**

Department	Journalists	Business / Interest Groups	Oireachtas / Public Representative	Staff	Clients	Others	Total
- Wexford CEB	0	0	0	0	0	0	0
- Wicklow CEB	0	1	0	0	0	0	1
- Enterprise Ireland	0	1	0	0	0	1	2
- FÁS	0	3	0	8	10	2	23
- Forfás	0	1	1	0	0	0	2
- Health and Safety Authority	1	8	0	1	0	25	35
- IDA Ireland	2	2	0	0	0	7	11
- Labour Relations Commission	0	0	0	0	2	0	2
- National Standards Authority of Ireland	0	0	0	0	0	0	0
- Off. Director of Corp. Enforcement	0	0	0	0	0	0	0
- Shannon Development	0	2	0	0	0	1	3
- Science Foundation Ireland	2	0	0	0	0	0	2
- Crafts Council of Ireland	0	0	0	0	0	0	0
- Skillnets Limited	0	0	0	0	0	0	0
- Patents Office							0
- Registry of Friendly Societies							0
- Office of Director of Consumer Affairs							0
Environment, Heritage & Local Government	24	26	4	2	7	36	99
- Affordable Homes Partnership (AHP)	0	1	0	0	0	1	2

**Table 2.2: FOI Statistics for the Civil Service and certain other bodies
Breakdown of Type of Requester from 1 January 2007 to 31 December 2007**

Department	Journalists	Business / Interest Groups	Oireachtas / Public Representative	Staff	Clients	Others	Total
- An Bord Pleanála	1	0	0	0	0	10	11
- An Chomhairle Leabhalanna	0	0	0	0	0	0	0
- Building Regulations Advisory Body	0	0	0	0	0	0	0
- Dublin Docklands Development Authority	7	1	0	0	0	0	8
- Environmental Protection Agency	0	5	0	0	1	8	14
- Fire Services Council	0	0	0	0	0	0	0
- The Heritage Council	0	0	0	0	0	0	0
- The Housing Finance Agency	0	0	0	0	0	0	0
- Irish Water Safety	0	0	0	0	0	0	0
- Local Government Computer Services Board	0	2	0	0	0	1	3
- Local Govt Management Services Board	0	0	0	0	0	0	0
- Met Éireann	0	0	0	0	0	0	0
- National Building Agency	0	1	0	0	0	0	1
- Performance Verification Group – Local Govt Sector	0	0	0	0	0	0	0
- Radiological Protection Institute of Ireland	0	0	0	0	0	0	0
- The Rent Tribunal	0	0	0	0	0	0	0
Finance	27	11	3	4	2	17	64
- Chief Medical Officer for the Civil Service	0	0	0	0	65	0	65
- Valuation Office (Oifig Luachála)	0	2	0	0	0	0	2

**Table 2.2: FOI Statistics for the Civil Service and certain other bodies
Breakdown of Type of Requester from 1 January 2006 to 31 December 2006**

Department	Journalists	Business / Interest Groups	Oireachtas / Public Representative	Staff	Clients	Others	Total
- National Development Plan Information Office	0	0	0	0	0	0	0
- National Development Plan Information Technology Unit	0	0	0	0	0	0	0
- State Laboratory	0	0	0	1	0	0	1
- Ordnance Survey Irl	0	1	0	0	0	2	3
- Valuation Tribunal	0	0	0	0	0	0	0
Foreign Affairs	21	3	1	7	0	11	43
- The Advisory Board for Irish Aid							0
Health & Children	53	15	6	1	0	72	147
- Blood Transfusion Service Board	2	0	0	0	0	10	12
- Irish Medicines Board	4	11	0	0	0	4	19
Justice	82	7	1	76	249	30	445
- Censorship of Publications Board	0	0	0	0	0	0	0
- The Court Service	15	0	0	1	0	3	19
- Equality Authority	0	0	0	0	1	1	2
- Film Censor's Office	0	0	0	0	0	0	0

**Table 2.2: FOI Statistics for the Civil Service and certain other bodies
Breakdown of Type of Requester from 1 January 2007 to 31 December 2007**

Department	Journalists	Business / Interest Groups	Oireachtas / Public Representative	Staff	Clients	Others	Total
- Legal Aid Board	0	0	0	0	8	1	9
- National Consultative Committee on Racism & Interculturalism	0	0	0	0	0	0	0
- National Disability Authority	0	2	0	0	0	0	2
- Performance Verification Group	0	0	0	0	0	0	0
- Probation and Welfare Service	0	0	0	2	9	2	13
- Victim Support	0	0	0	0	0	0	0
- Human Rights Commission	0	0	0	0	0	0	0
- Criminal Injuries Compensation Tribunal	1	0	0	0	0	1	2
- Irish Film Censor's Appeal Board	0	0	0	0	0	0	0
- Censorship of Publication Appeals	0	0	0	0	0	0	0
- Registration of Title Rules Committee	0	0	0	0	0	0	0
Office of the Appeals Commissioner for the Tax Acts		2					2
Office of the Attorney General						1	1
- Office of the Chief State Solicitor							0
Office of the C. & A. G.		1	0	0	0	0	1
Office of Director Public Prosecutions	1	0	0	0	0	15	16
Office of Houses of Oireachtas	6	0	1	1	0	4	12
Office of the Information Commissioner	0	1	0	0	4	30	35
Office of the Ombudsman					2	0	2

**Table 2.2: FOI Statistics for the Civil Service and certain other bodies
Breakdown of Type of Requester from 1 January 2007 to 31 December 2007**

Department	Journalists	Business / Interest Groups	Oireachtas / Public Representative	Staff	Clients	Others	Total
- Standards in Public Office Commission							0
Office of Public Works		22	1	1		2	26
Revenue Commissioners	12	36	0	16	47	6	117
Social & Family Affairs	13	9	1	17	300	30	370
- The Combat Poverty Agency	0	0	0	0	0	1	1
- Citizens Information Board (Comhairle)	0	0	0	0	0	1	1
- Family Support Agency	0	0	0	0	0	1	1
- The Pensions Board	0	1	0	0	1	0	2
- Pensions Ombudsman's Office	0	0	0	0	0	0	0
- Social Welfare Appeals Office	0	0	0	0	50	1	51
- Social Welfare Tribunal	0	0	0	0	0	0	0
Department of the Taoiseach	42	12	5	0	0	12	71
- Information Society Commission	0	0	0	0	0	0	0
- National Centre for Partnership & Performance	0	0	0	0	0	0	0
- National Economic & Social Council	0	0	0	0	0	0	0
- National Economic & Social Forum	0	0	0	0	0	0	0
- National Statistics Board	0	0	0	0	0	0	0
Department of Transport	38	1	10	6	3	33	91
- Commission for Aviation Regulation				0	0	0	0
- Commission for Taxi Regulation					4		4

**Table 2.2: FOI Statistics for the Civil Service and certain other bodies
Breakdown of Type of Requester from 1 January 2007 to 31 December 2007**

Department	Journalists	Business / Interest Groups	Oireachtas / Public Representative	Staff	Clients	Others	Total
- The Dublin Transportation Office							0
- The National Roads Authority	7	11	0	0	0	8	26
- National Safety Council							0
- The Railway Procurement Agency	3	12	0	0	0	0	15
- The Marine Casualty Investigation Board						1	1
- The Medical Bureau of Road Safety							0
- Food Safety Authority of Ireland						3	3
Total	529	321	61	265	933	1121	3230

Table 2.3: FOI Statistics for Local Authorities from 1 January 2007 to 31 December 2007

Local Authorities	Total		Applications Received			Requests Granted	Requests Part-granted	Requests Refused	Requests Transferred	Withdrawn	Withdrawn & handled outside FOI	Live Cases	Internal Reviews rec'd	Appeals to Info. Comm.
	Cases B/F from 2006	Recd. from 1st January 2007	Personal	Non-Personal	Mixed									
County & City Councils														
Carlow	2	6	1	5	0	7	1	0	0	0	0	0	1	0
Cavan	3	25	1	24	0	19	3	4	0	0	1	1	5	0
Clare	2	40	4	36	0	13	17	11	0	0	1	0	2	1
Cork	12	182	24	158	0	87	35	46	0	2	6	18	12	5
Donegal	0	41	2	39	0	33	0	7	0	0	1	0	5	0
Dublin	21	297	98	199	0	149	106	28	3	8	4	20	24	7
Galway	3	124	20	104	0	42	42	32	1	3	1	6	7	4
Kerry	4	65	12	35	18	22	12	26	0	1	3	5	5	2
Kildare	4	34	7	27	0	11	11	12	0	1	0	3	5	1
Kilkenny	5	26	7	19	0	23	5	0	0	2	0	1	1	0
Laois	1	17	5	12	0	18	0	0	0	0	0	0	1	0
Leitrim	1	4	0	4	0	4	0	1	0	0	0	0	0	0
Limerick	4	49	12	37	0	35	8	2	1	1	1	5	4	0

Table 2.3: FOI Statistics for Local Authorities from 1 January 2007 to 31 December 2007

Local Authorities	Total		Applications Received			Requests Granted	Requests Part-granted	Requests Refused	Requests Transferred	Withdrawn	Withdrawn & handled outside FOI	Live Cases	Internal Reviews rec'd	Appeals to Info. Comm.
	Cases B/F from 2006	Recd. from 1st January 2007	Personal	Non-Personal	Mixed									
Longford	1	15	5	10	0	7	7	2	0	0	0	0	4	1
Louth	2	24	7	17	0	20	2	4	0	0	0	0	0	0
Mayo	2	54	9	45	0	35	10	4	0	2	0	5	7	7
Meath	5	34	9	25	0	30	3	4	0	0	0	2	0	0
Monaghan	2	20	3	17	0	14	0	7	0	0	0	1	2	1
Offaly	1	17	5	12	0	9	5	4	0	0	0	0	1	0
Roscommon	1	25	8	17	0	19	2	3	0	0	0	2	1	0
Sligo	2	22	6	16	0	18	2	3	0	0	0	1	1	1
Tipperary N	4	29	3	26	0	12	5	11	0	0	2	3	3	1
Tipperary S	5	36	6	30	0	29	3	7	0	0	0	2	1	0
Waterford	2	42	19	22	1	26	5	5	1	0	6	1	1	0
Westmeath	3	13	4	9	0	12	3	1	0	0	0	0	1	1
Wexford	2	31	9	20	2	13	12	5	0	0	1	2	4	1
Wicklow	7	28	6	21	1	16	4	2	0	0	10	3	1	1
COUNTY & CITY TOTAL	101	1300	292	986	22	723	303	231	6	20	37	81	99	34

Table 2.3: FOI Statistics for Local Authorities from 1 January 2007 to 31 December 2007

Local Authority	Recd. from 1st January 2007	Applications Received			Requests Granted	Requests Part-granted	Requests Refused	Requests Transferred	Withdrawn	Withdrawn & handled outside FOI	Live Cases	Internal Reviews rec'd	Appeals to Info. Comm.
		Personal	Non-Personal	Mixed									
Regional Assemblies													
BMW Assembly	0	0	0	0	0	0	0	0	0	0	0	0	0
South & East Assembly	0	0	0	0	0	0	0	0	0	0	0	0	0
Total Regional Assemblies	0	0	0	0	0	0	0	0	0	0	0	0	0
Regional Authorities													
Border Regional Authority													
Dublin Regional Authority	0	0	0	0	0	0	0	0	0	0	0	0	0
Mid-East Regional Authority	0	0	0	0	0	0	0	0	0	0	0	0	0
Midland Regional Authority	0	0	0	0	0	0	0	0	0	0	0	0	0
Mid-West Regional Authority	0	0	0	0	0	0	0	0	0	0	0	0	0
South-East Regional Authority	0	0	0	0	0	0	0	0	0	0	0	0	0
South-West Regional Authority	0	0	0	0	0	0	0	0	0	0	0	0	0
West Regional Authority	0	0	0	0	0	0	0	0	0	0	0	0	0
Total Regional Authorities	0	0	0	0	0	0	0	0	0	0	0	0	0

**Table 2.4: FOI Statistics for Local Authorities
Breakdown of Type of Requester from 1 January 2007 to 31 December 2007**

Local Authority	Journalists	Business / Interest Groups	Oireachtas / Public Representatives	Staff	Clients	Others	Total
Carlow	0	1	0	1	0	4	6
Cavan	0	5	0	0	1	19	25
Clare	3	7	2	0	1	27	40
Cork	6	29	0	0	0	147	182
Donegal	2	3	0	0	1	35	41
Dublin	11	45	1	5	165	70	297
Galway	8	15	0	2	13	86	124
Kerry	4	6	0	0	33	22	65
Kildare	0	9	0	1	0	24	34
Kilkenny	0	9	0	0	0	17	26
Laois	0	0	0	0	0	17	17
Leitrim	0	0	0	0	0	4	4
Limerick	1	2	0	2	16	28	49
Longford	0	3	0	2	5	5	15
Louth	0	7	0	0	0	17	24
Mayo	3	13	1	1	0	36	54
Meath	6	8	0	0	2	18	34
Monaghan	1	4	0	2	8	5	20

**Table 2.4: FOI Statistics for Local Authorities
Breakdown of Type of Requester from 1 January 2007 to 31 December 2006**

Local Authority	Journalists	Business / Interest Groups	Oireachtas / Public Representatives	Staff	Clients	Others	Total
Offaly	0	1	0	1	14	1	17
Roscommon	3	8	0	1	9	4	25
Sligo	3	2	0	0	7	10	22
Tipperary N	2	10	0	0	4	13	29
Tipperary S	0	5	0	1	1	29	36
Waterford	4	8	0	2	13	15	42
Westmeath	0	3	0	3	4	3	13
Wexford	2	5	0	0	4	20	31
Wicklow	1	5	0	0	3	19	28
County & City Total	60	213	4	24	304	695	1300

**Table 2.4: FOI Statistics for Local Authorities
Breakdown of Type of Requester from 1 January 2007 to 31 December 2007**

Local Authority	Journalists	Business / Interest Groups	Oireachtas / Public Representatives	Staff	Clients	Others	Total
Regional Assemblies							
BMW Assembly	0	0	0	0	0	0	0
South & East Assembly	0	0	0	0	0	0	0
Total Regional Assemblies	0	0	0	0	0	0	0
Regional Authorities							
Border Regional Authority	0	0	0	0	0	0	0
Dublin Regional Authority	0	0	0	0	0	0	0
Mid-East Regional Authority	0	0	0	0	0	0	0
Midland Regional Authority	0	0	0	0	0	0	0
Mid-West Regional Authority	0	0	0	0	0	0	0
South-East Regional Authority	0	0	0	0	0	0	0
South-West Regional Authority	0	0	0	0	0	0	0
Western Regional Authority	0	0	0	0	0	0	0
Total Regional Authorities	0	0	0	0	0	0	0

Table 2.5: FOI Statistics for Health Service Executive January 2007 to 31 December 2007

Health Service Executive Area	Total		Applications Received			Requests Granted	Requests Part-granted	Requests Refused	Requests Transferred	Withdrawn	Withdrawn & handled outside FOI	Live Cases	Internal Reviews rec'd	Appeals to Info. Comm.
	Cases B/F from 2006	Recd. from 1st January 2007	Personal	Non-Personal	Mixed									
* HSE National Requests (to Areas)	45	24	0	24	0	46	9	8	0	0	0	6	0	0
*HSE National Requests-Corporate	0	77	0	77	0	31	10	8	1	2	0	25	1	0
HSE West	512	1257	1194	63	0	1285	157	92	3	34	2	196	36	15
HSE Dublin North East	442	627	550	73	4	353	122	123	24	14	2	431	39	24
HSE Dublin Mid-Leinster	274	590	545	43	2	222	185	90	27	33	14	293	7	0
HSE South	419	1378	1303	71	4	988	242	99	8	74	0	386	64	17
ERHA&EHSS	27	2	1	1					28	1		0		
TOTALS	1,719	3,955	3,593	352	10	2,925	725	420	91	158	18	1,337	147	56

**Table 2.6: FOI Statistics for Health Service Executive
Breakdown of Type of Requester from 1 January 2007 to 31 December 2007**

Health Service Executive	Journalists	Business / Interest Groups	Oireachtas / Public Representatives	Staff	Clients	Others	Total
HSE National Requests(to Areas)	20	4					24
HSE National Requests-Corporate	42	31	2	1		1	77
<u>CAAOs in HSE West</u>							
North West	3			16	267	16	302
West	10	3		18	547	1	579
Mid-West	5	9	1	5	355	1	376
Total for HSE West	18	12	1	39	1169	18	1,257
<u>CAAOs in HSE Dublin North East</u>							
North East	30	2	5	3	281	12	333
Northern Area	3	1	0	21	254	15	294
Total for HSE Dublin North East	33	3	5	24	535	27	627
<u>CAAOs in Dublin Mid-Leinster</u>							
Midland	2	9		15	278	5	309
South West	1				167		168
East Coast	2	2	0	4	99	6	113

Total for Dublin Mid-Leinster	5	11	0	19	544	11	590
<u>CAAOs in HSE South</u>							
Southern	8	2	0	5	796	2	813
South East	22	6		14	519	4	565
Total for HSE South	30	8	0	19	1315	6	1,378
ERHA Corporate							0
EHSS(Shared Service)	1				1		2
Total for 2007	149	69	8	102	3564	63	3,955

Table 2.7: FOI Statistics for Voluntary Hospitals and Statutory Health Agencies from 1 January 2007 to 31 December 2007

Public Body	Total		Applications Received			Requests Granted	Requests Part-granted	Requests Refused	Requests Transferred	Withdrawn	Withdrawn & handled outside FOI	Live Cases	Internal Reviews rec'd	Appeals to Info. Comm.
	Cases B/F from 2006	Recd. from 1st January 2007	Personal	Non-Personal	Mixed									
National Council on Ageing & Older People	0	1	0	1	0	0	0	0	0	0	0	1	0	0
Post-Grad. Medical and Dental Board	0	0	0	0	0	0	0	0	0	0	0	0	0	0
National Social Work Qualifications Board	0	1	0	1	0	0	0	0	0	0	1	0	0	0
Beaumont Hospital	5	152	128	23	1	106	10	8	0	8	0	25	4	0
Cappagh Orthopaedic	6	42	41	1	0	37	1	8	0	0	0	2	1	1
Central Remedial Clinic	0	6	5	1	0	6	0	0	0	0	0	0	0	0
Coombe Hospital	0	64	60	4	0	40	2	2	0	0	9	11	2	2
Dublin Dental	0	3	2	1	0	2	0	0	0	1	0	0	0	0
Inc. Orthopaedic, Clontarf	0	2	1	1	0	2	0	0	0	0	0	0	0	0
Leopardstown Park	0	1	0	1	0	0	0	0	0	0	1	0	0	0
Mater Misericordiae Univ Hosp	17	181	167	14	0	137	18	10	0	17	3	13	11	2
Mercy Hospital, Cork.	12	191	184	7	0	146	1	19	0	29	2	6	4	3
Our Lady's Hospice	0	6	3	3	0	5	0	1	0	0	0	0	1	0

Table 2.7: FOI Statistics for Voluntary Hospitals and Statutory Health Agencies from 1 January 2007 to 31 December 2007

Public Body	Total		Applications Received			Requests Granted	Requests Part-granted	Requests Refused	Requests Transferred	Withdrawn	Withdrawn & handled outside FOI	Live Cases	Internal Reviews rec'd	Appeals to Info. Comm.
	Cases B/F from 2006	Recd. from 1st January 2007	Personal	Non-Personal	Mixed									
Our Lady's, Crumlin	0	73	67	6	0	54	3	11	0	0	2	3	2	0
South Infirmary/ Victoria, Cork	2	113	107	6	0	105	2	1	0	1	0	6	3	0
St Francis Hospice, Raheny	0	1	1	0	0	1	0	0	0	0	0	0	0	0
St James's	7	184	164	19	1	123	5	17	1	19	15	11	3	0
St Patrick's Hospice, Cork	0	3	3	0	0	3	0	0	0	0	0	0	0	0
St. John's, Limerick	5	47	45	2	0	40	2	4	0	2	1	3	1	0
St. Luke's	0	12	11	1	0	2	0	0	0	0	10	0	0	0
St. Mary's, Baldoyle	0	11	11	0	0	0	0	0	0	0	10	1	0	0
St. Michael's, Dun Laoghaire	0	16	15	0	1	11	0	2	1	0	2	0	0	0
St. Vincent's, Fairview	0	5	5	0	0	3	1	0	0	0	0	1	0	0
St. Vincent's University Hospital	5	125	112	13	0	9	0	2	0	4	107	8	0	0
Tallaght Hospital	2	107	99	8	0	53	1	5	2	12	34	2	0	0
Children's Univ Hosp Temple Street	9	59	57	2	0	41	11	5	3	4	0	4	0	0

Table 2.7: FOI Statistics for Voluntary Hospitals and Statutory Health Agencies from 1 January 2006 to 31 December 2006

Public Body	Total		Applications Received			Requests Granted	Requests Part-granted	Requests Refused	Requests Transferred	Withdrawn	Withdrawn & handled outside FOI	Live Cases	Internal Reviews rec'd	Appeals to Info. Comm.
	Cases B/F from 2005	Recd. from 1st January 2006	Personal	Non-Personal	Mixed									
Rotunda	11	104	101	3	0	51	26	14	1	13	0	10	4	2
National Maternity Hosp Holles Street	0	68	64	4	0	67	1	0	0	0	0	0	1	0
National Rehabilitation Hosp Dun Laoghaire	2	9	4	3	2	2	2	2	0	1	2	2	0	0
The Royal Hospital Donnybrook	1	0	0	0	0	0	0	1	0	0	0	0	0	0
The Royal Victoria Eye & Ear Hospital	1	31	30	1	0	32	0	0	0	0	0	0	0	0
Enable Ireland	0	0	0	0	0	0	0	0	0	0	0	0	0	0
Cheshire Ireland, Dún Laoghaire	1	2	2	0	0	1	0	0	0	0	0	2	0	0
Multiple Sclerosis	0	1	1	0	0	1	0	0	0	0	0	0	0	0
Irish Wheelchair Assoc	1	3	1	1	1	1	2	0	0	0	0	1	0	0
National Assoc for the Deaf	0	0	0	0	0	0	0	0	0	0	0	0	0	0
National Council for the Blind of Ireland	0	0	0	0	0	0	0	0	0	0	0	0	0	0
Hospitaller Order of St. John of God	30	32	32	0	0	45	6	1	1	3	0	6	0	0
TOTAL	117	1656	1523	127	6	1126	94	113	9	114	199	118	37	10

Table 2.7: FOI Statistics for Voluntary Hospitals and Statutory Health Agencies from 1 January 2007 to 31 December 200

Voluntary Bodies	Total		Applications Received			Requests Granted	Requests Part-granted	Requests Refused	Requests Transferred	Withdrawn	Withdrawn & handled outside FOI	Live Cases	Internal Reviews rec'd	Appeals to Info. Comm.
	Cases B/F from 2006	Recd. from 1st January 2007	Personal	Non-Personal	Mixed									
Health Insurance Authority	0	1	0	1	0	0	0	1	0	0	0	0	0	0
Dental Health Foundation	0	0	0	0	0	0	0	0	0	0	0	0	0	0
National Cancer Registry	0	3	1	2	0	0	0	1	0	0	2	0	0	0
Health Research Board	0	0	0	0	0	0	0	0	0	0	0	0	0	0
Pre-Hospital Emergency Care Council	0	0	0	0	0	0	0	0	0	0	0	0	0	0
Office of Tobacco Control	0	2	0	2	0	1	0	0	0	0	1	0	0	0
Crisis Pregnancy Agency	0	3	0	3	0	3	0	0	0	0	0	0	0	0
Irish Health Services Accreditation Board (IHSAB)	0	0	0	0	0	0	0	0	0	0	0	0	0	0
Special Residential Services Board	0	0	0	0	0	0	0	0	0	0	0	0	0	0
National Council for the Prof. Dev. of Nursing & Midwifery	0	0	0	0	0	0	0	0	0	0	0	0	0	0
National Breast Screening Board	0	3	0	3	0	0	0	0	0	0	3	0	0	0
National Treatment Purchase Fund	0	1	0	1	0	0	1	0	0	0	0	0	0	0
Drug Treatment Centre Board	1	1	0	1	0	0	0	0	0	1	1	0	0	0

Table 2.7: FOI Statistics for Voluntary Hospitals and Statutory Health Agencies from 1 January 2007 to 31 December 2007

Voluntary Bodies	Total		Applications Received			Requests Granted	Requests Part-granted	Requests Refused	Requests Transferred	Withdrawn	Withdrawn & handled outside FOI	Live Cases	Internal Reviews rec'd	Appeals to Info. Comm.
	Cases B/F from 2006	Recd. from 1st January 2007	Personal	Non-Personal	Mixed									
Medical Council	0	6	0	6	0	1	2	3	0	0	0	0	1	0
Pharmaceutical Society of Ireland	0	0	0	0	0	0	0	0	0	0	0	0	0	0
Bord Na Radharcmhastoiri (Opticians Board)	0	0	0	0	0	0	0	0	0	0	0	0	0	0
An Bord Altranais	0	0	0	0	0	0	0	0	0	0	0	0	0	0
Dental Council	0	0	0	0	0	0	0	0	0	0	0	0	0	0
Mental Health Commission	0	9	7	2	0	1	1	3	2	0	1	1	0	0
Total	1	29	8	21	0	6	4	8	2	1	8	1	1	0

**Table 2.8: FOI Statistics for Voluntary Hospitals and Statutory Health Agencies
Breakdown of Type of Requester from 1 January 2007 to 31 December 2007**

Public Body	Journalists	Business / Interest Groups	Oireachtas / Public Representatives	Staff	Clients	Others	Total
Nat. Council on Ageing & Older People	1	0	0	0	0	0	1
Post-Grad. Medical and Dental Board	0	0	0	0	0	0	0
National Social Work Qualifications Board	0	0	0	0	0	1	1
Beaumont Hospital	7	2	0	1	142	0	152
Cappagh Orthopaedic Hospital	1	0	0	0	41	0	42
Central Remedial Clinic	0	0	0	0	5	1	6
Coombe Hospital	3	0	0	0	60	1	64
Dublin Dental	2	0	0	0	1	0	3
Inc. Orthopaedic Hospital Clontarf	1	0	0	0	1	0	2
Leopardstown Park Hospital	1	0	0	0	0	0	1
Mater Misericordiae Univ Hospital	9	1	0	9	162	0	181
Mercy Hospital Cork	3	0	0	1	186	1	191
Our Lady's Hospice Horold's Cross	0	0	0	3	3	0	6
Our Lady's for Sick Children Crumlin	3	17	0	1	52	0	73
South Infirmary/Victoria Hospital Cork	2	2	0	0	109	0	113
St Francis Hospice, Raheny	0	0	0	0	1	0	1
St James's Hospital	8	1	0	9	166	0	184

**Table 2.8: FOI Statistics for Voluntary Hospitals and Statutory Health Agencies
Breakdown of Type of Requester from 1 January 2007 to 31 December 2007**

Public Body	Journalists	Business / Interest Groups	Oireachtas / Public Representatives	Staff	Clients	Others	Total
St Patrick's Hospice, Cork	0	0	0	1	2	0	3
St. John's Hospital, Limerick	0	2	0	0	45	0	47
St. Luke's Hospital, Rathgar	0	1	0	0	11	0	12
St. Mary's Hospital, Baldoyle.	0	0	0	0	11	0	11
St. Michael's Hospital, Dun Laoghaire.	0	0	0	0	1	15	16
St. Vincent's Hospital, Fairview.	0	0	0	0	5	0	5
St. Vincent's University Hospital	6	5	0	0	112	2	125
Tallaght Hospital	5	1	0	1	100	0	107
Children's Univ Hospital, Temple Street	2	0	0	0	0	57	59
Rotunda Hospital	2	0	0	1	101	0	104
National Maternity Hosp Holles Street	0	0	0	0	64	4	68
National Rehabilitation Hospital, Dun Laoghaire	1	0	0	0	4	4	9
The Royal Hospital Donnybrook	0	0	0	0	0	0	0
The Royal Victoria Eye & Ear Hospital	1	0	0	0	30	0	31

**Table 2.8: FOI Statistics for Voluntary Hospitals and Statutory Health Agencies
Breakdown of Type of Requester from 1 January 2007 to 31 December 2007**

Public Body	Journalists	Business / Interest Groups	Oireachtas / Public Representatives	Staff	Clients	Others	Total
Enable Ireland	0	0	0	0	0	0	0
Cheshire Ireland, Dún Laoghaire	0	0	0	0	1	1	2
Multiple Sclerosis	0	0	0	0	1	0	1
Irish Wheelchair Assoc	0	0	0	0	1	2	3
National Assoc for the Deaf	0	0	0	0	0	0	0
National Council for the Blind in Ireland	0	0	0	0	0	0	0
Hospitaller Order of St. John of God	0	0	0	3	29	0	32
TOTAL	58	32	0	30	1447	89	1656

**Table 2.8: FOI Statistics for Voluntary Hospitals and Statutory Health Agencies
Breakdown of Type of Requester from 1 January 2007 to 31 December 2007**

Public Body	Journalists	Business / Interest Groups	Oireachtas / Public Representatives	Staff	Clients	Others	Total
Health Insurance Authority	0	1	0	0	0	0	1
Dental Health Foundation	0	0	0	0	0	0	0
National Cancer Registry	1	0	0	0	0	2	3
Health Research Board	0	0	0	0	0	0	0
Pre-Hospital Emergency Care Council	0	0	0	0	0	0	0
Office of Tobacco Control	2	0	0	0	0	0	2
Crisis Pregnancy Agency	3	0	0	0	0	0	3
Irish Health Services Accreditation Board (IHSAB)	0	0	0	0	0	0	0
Special Residential Services Board	0	0	0	0	0	0	0
National Council for the Prof. Dev. of Nursing & Midwifery	0	0	0	0	0	0	0
National Breast Screening Board	3	0	0	0	0	0	3
National Treatment Purchase Fund	1	0	0	0	0	0	1
Drug Treatment Centre Board	1	0	0	0	0	0	1
Medical Council	6	0	0	0	0	0	6
Pharmaceutical Society of Ireland	0	0	0	0	0	0	0
Bord Na Radharcmhastoiri (Opticians Board)	0	0	0	0	0	0	0

**Table 2.8: FOI Statistics for Voluntary Hospitals and Statutory Health Agencies
Breakdown of Type of Requester from 1 January 2007 to 31 December 2007**

Public Body	Journalists	Business / Interest Groups	Oireachtas / Public Representatives	Staff	Clients	Others	Total
An Bord Altranais	0	0	0	0	0	0	0
Dental Council	0	0	0	0	0	0	0
Mental Health Commission	0	0	0	0	0	9	9
Total	17	1	0	0	0	11	29

Table 2.9: FOI Statistics for National Federation of Voluntary Bodies from 1 January 2007 to 31 December 2007

Voluntary Bodies	Total		Applications Received			Requests Granted	Requests Part-granted	Requests Refused	Requests Transferred	Withdrawn	Withdrawn & handled outside FOI	Live Cases	Internal Reviews rec'd	Appeals to Info. Comm.
	Cases B/F from 2006	Recd. from 1st January 2007	Personal	Non-Personal	Mixed									
Brothers of Charity Clare		0												
Brothers of Charity Cork	3	14	14			4	12	1						
Brothers of Charity Galway	1	10	10			3	4	1				3	1	
Brothers of Charity Limerick		3	3			3								
Brothers of Charity Roscommon	1	1	1				2							
Brothers of Charity Waterford		13	13			12	1							
Camphill Communities		0												
Cheeverstown House		5	5			3	2						1	1
COPE Foundation		7	7			1	4				2			
Daughters of Charity Services	4	15	15			16						3		
Galway County Association		0												
KARE		0												
Peamount Hospital		0												

Table 2.9: FOI Statistics for National Federation of Voluntary Bodies from 1 January 2007 to 31 December 2007

Voluntary Bodies	Total		Applications Received			Requests Granted	Requests Part-granted	Requests Refused	Requests Transferred	Withdrawn	Withdrawn & handled outside FOI	Live Cases	Internal Reviews rec'd	Appeals to Info. Comm.
	Cases B/F from 2006	Recd. from 1st January 2007	Personal	Non-Personal	Mixed									
Sisters of Charity of Jesus & Mary		3	3			3								
Sisters of La Sagesse, Sligo		0												
Sisters of the Bon Sauveur, Waterford		0												
St Anne's, Roscrea		0												
St John of God Hospitaller Services	1	3	3			3			1					
St Mary of the Angels, Kerry		0												
St Michael's House	0	4	4			3						1		
St Patrick's, Kilkenny	2	1	1			1						2		
Stewarts Hospital	2	1	1			1	2							
Sunbeam House Services		11	11			10		1						
Western Care		4	4			3					1			
Total	14	95	95			66	27	3	1		3	9	2	1

**Table 2.10: FOI Statistics for National Federation of Voluntary Bodies
Breakdown of Type of Requester from 1 January 2007 to 31 December 2007**

Voluntary Bodies	Journalists	Business / Interest Groups	Oireachtas / Public Representatives	Staff	Clients	Others	Total
Brothers of Charity Clare							
Brothers of Charity Cork				1	13		14
Brothers of Charity Galway				1	8	1	10
Brothers of Charity Limerick						3	3
Brothers of Charity Roscommon						1	1
Brothers of Charity Waterford				1	7	5	13
Camphill Communities							
Cheeverstown House				3		2	5
COPE Foundation					7		7
Daughters of Charity Services					1	14	15
Galway County Association							
KARE							
Peamount Hospital							

**Table 2.10: FOI Statistics for National Federation of Voluntary Bodies
Breakdown of Type of Requester from 1 January 2007 to 31 December 2007**

Voluntary Bodies	Journalists	Business / Interest Groups	Oireachtas / Public Representatives	Staff	Clients	Others	Total
Sisters of Charity of Jesus & Mary					2	1	3
Sisters of La Sagesse, Sligo							
Sisters of the Bon Sauveur, Waterford							
St Anne's, Roscrea							
St John of God Hospitaller Services					3		3
St Mary of the Angels, Kerry							
St Michael's House				1		3	4
St Patrick's, Kilkenny					1		1
Stewarts Hospital				1			1
Sunbeam House Services					11		11
Western Care					4		4
Total	0	0	0	8	57	30	95

Table 2.11 FOI Statistics for Institutes of Technology from 1 January 2007 to 31 December 2007

Institutes of Technology	Total		Applications Received			Requests Granted	Requests Part-granted	Requests Refused	Requests Transferred	Withdrawn	Withdrawn & handled outside FOI	Live Cases	Internal Reviews rec'd	Appeals to Info. Comm.
	Cases B/F from 2006	Recd. from 1st January 2007	Personal	Non-Personal	Mixed									
Athlone Institute of Technology	0	10	3	6	1	6	2	1	0	0	0	1	1	0
Blanchardstown Institute of Technology	0	5	3	2	0	5	0	0	0	0	0	0	0	0
Carlow Institute of Technology	0	4	1	3	0	1	0	0	0	0	3	0	0	0
Cork Institute of Technology	3	2	2	0	0	0	2	1	1	1	0	0	2	1
Dundalk Institute of Technology	0	4	0	4	0	2	0	0	0	1	0	1	1	0
Dun Laoghaire Institute of Art, Design & Technology	0	6	2	4	0	4	1	1	0	0	0	0	1	0
Galway-Mayo Institute of Technology	0	5	3	2	0	2	0	0	0	0	3	0	0	0
Letterkenny Institute of Technology	0	4	0	4	0	3	0	0	0	1	0	0	0	0
Limerick Institute of Technology	0	9	6	3	0	6	0	1	0	0	2	0	4	1
Sligo Institute of Technology	0	43	38	5	0	41	0	1	0	0	0	1	1	1
Institute of Technology Tallaght	0	7	3	4	0	6	0	0	0	0	1	0	0	0
Institute of Technology Tralee	0	5	2	3	0	2	1	0	0	1	1	0	0	0
Tipperary Institute of Technology	0	2	0	2	0	2	0	0	0	0	0	0	0	0
Waterford Institute of Technology	5	69	11	56	2	30	34	6	0	0	3	1	1	0
TOTALS	8	175	74	98	3	110	40	11	1	4	13	4	11	3

**Table 2.12 FOI Statistics for Institutes of Technology
Breakdown of Type of Requester from 1 January 2007 to 31 December 2007**

Institute of Technology	Journalists	Business / Interest Groups	Oireachtas / Public Representatives	Staff	Clients	Others	Total
Athlone Institute of Technology	3	0	0	5	1	1	10
Blanchardstown Institute of Technology	1	1	0	2	1	0	5
Carlow Institute of Technology	1	0	0	1	0	2	4
Cork Institute of Technology	0	0	0	0	0	2	2
Dundalk Institute of Technology	3	0	0	1	0	0	4
Dun Laoghaire Institute of Art, Design & Technology	3	0	0	0	3	0	6
Galway-Mayo Institute of Technology	2	0	0	2	0	1	5
Letterkenny Institute of Technology	3	0	0	0	0	1	4
Limerick Institute of Technology	2	1	0	3	3	0	9
Sligo Institute of Technology	1	0	0	1	0	41	43
Tallaght Institute of Technology	4	0	0	0	1	2	7
Tralee Institute of Technology	1	2	0	0	2	0	5
Tipperary Institute	2	0	0	0	0	0	2
Waterford Institute of Technology	1	0	0	7	55	6	69
Total	27	4	0	22	66	56	175

Table 2.13 FOI Statistics for other Third Level Education Bodies from 1 January 2007 to 31 December 2007

Third Level Institutions	Total		Applications Received			Requests Granted	Requests Part-granted	Requests Refused	Requests Transferred	Withdrawn	Withdrawn & handled outside FOI	Live Cases	Internal Reviews rec'd	Appeals to Info. Comm.
	Cases B/F from 2006	Recd. from 1st January 2007	Personal	Non-Personal	Mixed									
Universities														
Dublin City University	0	13	4	9	0	7	1	1	0	2	1	1	0	0
Dublin University, Trinity College	0	23	15	6	2	14	7	1	0	0	0	1	8	6
National University of Ireland														
- University College Cork	3	43	32	9	2	16	25	0	2	1	1	1	4	2
- University College Dublin	9	65	43	22	0	30	18	10	0	4	6	6	5	3
- University College Galway	2	19	13	6	0	19	1	0	0	0	1	0	1	1
- University College Maynooth	0	11	9	2	0	9	1	1	0	0	0	0	0	0
- University College Limerick	0	16	13	3	0	10	3	1	0	1	0	1	3	0
Designated Institution														
Dublin Institute of Technology	2	32	30	2	0	21	1	11	0	1	0	0	2	1
HEA	0	3	1	2		1		2				1	1	0
Institute of Public Administration	0	1	1	0	0	1	0	0	0	0	0	0	0	0
Royal College of Surgeons in Ireland*	0	7	3	4	0	4	3	0	0	0	0	0	0	0

Colleges of Education														
Church of Ireland, College of Education		2		2		2								
St. Patrick's College		13	2	7	4	5	8						2	
St. Angela's College		2		2							2			
National College of Art and Design		3	1	2		3								
Mater Dei Institute of Education		3		3		3								
Mary Immaculate College		5	1	4		3					3	0		
Froebel College of Education		2		2		2								
Colaiste Mhuire Marino		1		1		1								
TOTAL	16	264	168	88	8	151	68	27	2	9	14	11	26	13

**Table 2.14 FOI Statistics for other Third Level Education Bodies
Breakdown of Type of Requester from 1 January 2007 to 31 December 2007**

Third Level Institutions	Journalists	Business / Interest Groups	Oireachtas / Public Representatives	Staff	Clients	Others	Total
Universities							
Dublin City University	2	1	0	1	3	6	13
Dublin University, Trinity College	3	1	0	2	10	7	23
National University of Ireland							
- University College Cork	6	0	0	24	8	5	43
- University College Dublin	6	1		35	21	2	65
- University College Galway	4	2	0	9	2	2	19
- University College Maynooth	0	0	0	4	3	4	11
- University College Limerick	0	2	0	1	9	4	16
Designated Institution							
Dublin Institute of Technology	0	2	0	14	15	1	32
HEA	2	0	0	0	0	1	3
Institute of Public Administration	0	0	0	0	0	1	1
Royal College of Surgeons in Ireland	4	0	0	1	2	0	7

Colleges of Education							
Church of Ireland, College of Education	2						2
St. Patrick's College	3	1		7		2	13
St. Angela's College	2						2
National College of Art & Design	2					1	3
Mater Dei Institute of Education	3						3
Mary Immaculate College	3			1	1		5
Froebel College of Education	2						2
Colaiste Mhuire Marino	1						1
TOTAL	45	10	0	99	74	36	264